

PROJECT:

LOCATION:

ENGINEER:

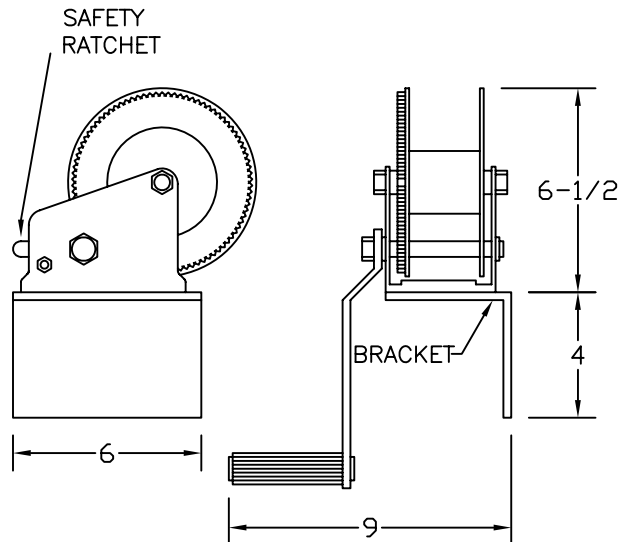
SALES ENGINEER:

ARCHITECT:

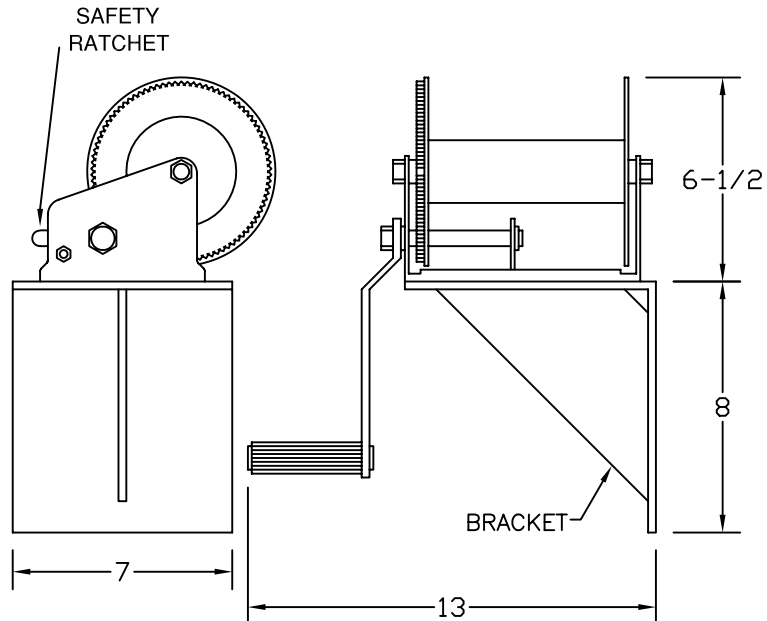
CONTRACTOR:

DATE:

MODEL - 5414 & 5415 SINGLE ACTING WINCH W/ BRACKET (STANDARD)

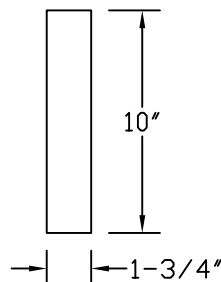
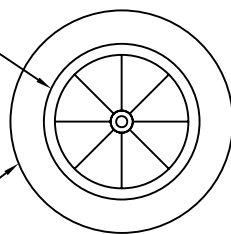


MODEL - DW5414 DUAL ACTING WINCH W/ BRACKET (STANDARD)



POLYCARBONATE HUB

SOLID RUBBER TIRE



MODEL - WHL HAND WHEEL (OPTIONAL)

SCHEDULE

ITEM	QTY	MODEL	REFERENCE

NOTES:

ALL DIMENSIONS ARE IN INCHES.

WINCH CAPACITIES - 1200 LBS.

SAFETY RATCHETS ARE SPRING ACTIVATED.

GEAR RATIO - 4.1:1.

WINCH BRACKETS: 5414 & 5415 - 1/4" GALVANIZED STEEL ANGLE, DW5414 - 12 GAUGE

GALVANIZED OR PAINTED STEEL.